

2.1.2

2.2 Number of seats earmarked for reserved category as per GOI/ State Govt rule year wise during year 2020-21


Course	Semester	Intake	Number of seats earmarked for reserved category as per GOI/ State Govt rule year wise during years				Total
			GM 50%	SC 15%	ST 03%	OBC 32%	
BA	1	240	120	36	08	76	240
BA	2	240	120	36	08	76	240
BA	3	240	120	36	08	76	240
B.SC	1	250	125	37	08	80	250
B.SC	2	250	125	37	08	80	250
B.SC	3	250	125	37	08	80	250
B.COM	1	240	120	36	08	76	240
B.COM	2	240	120	36	08	76	240
B.COM	3	240	120	36	08	76	240
B.B.A	1	120	60	18	04	38	120
B.B.A	2	120	60	18	04	38	120
B.B.A	3	120	60	18	04	38	120
B.C.A	1	75	37	11	02	25	75
B.C.A	2	75	37	11	02	25	75
B.C.A	3	75	37	11	02	25	75
M.A. ECONOMICS	1	25	13	04	01	07	25
M.A. ECONOMICS	2	25	13	04	01	07	25
M.A ENGLISH	1	30	15	05	01	09	30
M.A ENGLISH	2	30	15	05	01	09	30
M.COM	1	50	25	0	02	15	50
M.COM	2	50	25	0	02	15	50


PRINCIPAL

Nehru Arts, Science & Commerce
Degree College, HUBBALLI-20,

2.2 Number of seats earmarked for reserved category as per GOI/ State Govt rule year wise during year 2020-21

Course	Semester	Intake	Number of seats earmarked for reserved category as per GOI/ State Govt rule year wise during years				Total	Number of seats earmarked for reserved category as per GOI/ State Govt rule year wise Enroll during years				TOTAL
			GM 50%	SC 15%	ST 03%	OBC 32%		GM 50%	SC 15%	ST 03%	OBC 32%	
BA	1	240	120	36	08	76	240	01	01	0	66	68
BA	2	240	120	36	08	76	240	01	0	0	36	37
BA	3	240	120	36	08	76	240	02	01	0	33	36
B.SC	1	250	125	37	08	80	250	02	04	0	84	90
B.SC	2	250	125	37	08	80	250	01	06	0	70	77
B.SC	3	250	125	37	08	80	250	00	01	01	58	60
B.COM	1	240	120	36	08	76	240	00	03	02	90	95
B.COM	2	240	120	36	08	76	240	02	07	00	90	101
B.COM	3	240	120	36	08	76	240	00	06	00	87	93
B.B.A	1	120	60	18	04	38	120	00	00	00	38	38
B.B.A	2	120	60	18	04	38	120	02	01	00	30	30
B.B.A	3	120	60	18	04	38	120	02	00	00	16	18
B.C.A	1	75	37	11	02	25	75	00	00	00	30	30
B.C.A	2	75	37	11	02	25	75	02	00	00	28	30
B.C.A	3	75	37	11	02	25	75	01	00	00	29	30
M.A. ECONOMICS	1	25	13	04	01	07	25	00	01	01	06	08
M.A. ECONOMICS	2	25	13	04	01	07	25	00	02	0	10	12
M.A ENGLISH	1	30	15	05	01	09	30	00	00	00	05	05
M.A ENGLISH	2	30	15	05	01	09	30	00	03	01	13	17
M.COM	1	50	25	0	02	15	50	00	00	00	10	10
M.COM	2	50	25	0	02	15	50	01	01	00	14	16


PRINCIPAL
 Nehru Arts, Science & Com.merce
 Degree College, HURBALLI-20.

Number of seats earmarked for reserved category as per GOI/ State Govt rule year wise during year 2020-21


Course	Semester	Intake	OUT OF TOTAL INTAKE Minority 50%	OUT OF TOTAL INTAKE OTHER CATEGORY					Total
				REMAINING INTAKE	GM	SC	ST	OBC C-1,2A,3A,3B	
					50%	15%	3%	32%	
BA	1	240	120	120	60	18	4	38	240
BA	2	240	120	120	60	18	4	38	240
BA	3	240	120	120	60	18	4	38	240
B.SC	1	250	125	125	120	19	4	40	250
B.SC	2	250	125	125	120	19	4	40	250
B.SC	3	250	125	125	63	19	4	40	250
B.COM	1	240	120	120	60	18	4	38	240
B.COM	2	240	120	120	60	18	4	38	240
B.COM	3	240	120	120	60	18	4	38	240
B.B.A	1	120	60	60	30	9	2	19	120
B.B.A	2	120	60	60	30	9	2	19	120
B.B.A	3	120	60	60	30	9	2	19	120
B.C.A	1	75	38	38	19	6	1	12	75
B.C.A	2	75	38	38	19	6	1	12	75
B.C.A	3	75	38	38	19	6	1	12	75
M.A. ECONOMICS	1	25	13	13	6	2	0	4	25
M.A. ECONOMICS	2	25	13	13	6	2	0	4	25
M.A ENGLISH	1	30	15	15	8	2	0	5	30
M.A ENGLISH	2	30	15	15	8	2	0	5	30
M.COM	1	50	25	25	13	4	1	8	50
M.COM	2	50	25	25	13	4	1	8	50



PRINCIPAL
Nehru Arts, Science & Com.
Degree College, HUFBAL

Number of seats earmarked for reserved category as per GOI/ State Govt rule year wise during year 2020-21

Course	Semester	Intake	OUT OF TOTAL INTAKE Minority 50%	OUT OF TOTAL INTAKE OTHER CATEGORY				Total	ENROLLED RESERVED CATEGORY					TOTAL	
				REMAINING INTAKE	GM	SC	ST		OBC C- 1,2A,3A,3B	OUT OF TOTAL INTAKE Minority 50%	GM	SC	ST		OBC C- 1,2A,3A,3B
					50%	15%	3%		32%		50%	15%	3%		32%
BA	1	240	120	120	60	18	4	38	240	56	01	01	0	10	68
BA	2	240	120	120	60	18	4	38	240	31	01	0	0	05	37
BA	3	240	120	120	60	18	4	38	240	31	02	01	0	02	36
B.SC	1	250	125	125	120	19	4	40	250	78	02	04	0	06	90
B.SC	2	250	125	125	120	19	4	40	250	59	01	06	0	11	77
B.SC	3	250	125	125	63	19	4	40	250	48	00	01	01	10	60
B.COM	1	240	120	120	60	18	4	38	240	82	00	03	02	08	95
B.COM	2	240	120	120	60	18	4	38	240	80	02	07	00	12	101
B.COM	3	240	120	120	60	18	4	38	240	71	00	06	00	16	93
B.B.A	1	120	60	60	30	9	2	19	120	35	00	00	00	03	38
B.B.A	2	120	60	60	30	9	2	19	120	26	02	01	00	01	30
B.B.A	3	120	60	60	30	9	2	19	120	16	02	00	00	00	18
B.C.A	1	75	38	38	19	6	1	12	75	28	00	00	00	02	30
B.C.A	2	75	38	38	19	6	1	12	75	23	02	00	00	05	30


PRINCIPAL
 Nehru Arts, Science & Commerce
 Degree College, NUSBALLI-20.

Course	Semester	Intake	OUT OF TOTAL INTAKE Minority 50%	OUT OF TOTAL INTAKE OTHER CATEGORY					Total	ENROLLED RESERVED CATEGORY					TOTAL
				REMAINING INTAKE	GM	SC	ST	OBC C-1,2A,3A,3B		OUT OF TOTAL INTAKE Minority 50%	GM	SC	ST	OBC C-1,2A,3A,3B	
					50%	15%	3%	32%			50%	15%	3%	32%	
B.C.A	3	75	38	38	19	6	1	12	75	26	01	00	00	03	30
M.A. ECONOMICS	1	25	13	13	6	2	0	4	25	03	0	01	01	03	08
M.A. ECONOMICS	2	25	13	13	6	2	0	4	25	01	0	02	0	09	12
M.A ENGLISH	1	30	15	15	8	2	0	5	30	05	0	0	0	0	05
M.A ENGLISH	2	30	15	15	8	2	0	5	30	04	0	03	01	09	17
M.COM	1	50	25	25	13	4	1	8	50	04	0	0	0	06	10
M.COM	2	50	25	25	13	4	1	8	50	09	01	01	0	05	16



PRINCIPAL
 Nehru Arts, Science & Com.m
 Degree College, HIRBALLI

21.2

2.1.2 Number of seats filled against seats reserved for various categories (SC, ST, OBC, Divyangjan, etc. as per applicable reservation policy during the year (exclusive of supernumerary seats)

Year	Number of seats earmarked for reserved category as per GOI or State Government rule					Number of students admitted from the reserved category				
	SC	ST	OBC	Gen	Others	SC	ST	OBC	Gen	Others
2020-21	15	3	32	50	First come first base	37	5	126	17	Minority students- 716


* In case of Minority Institutions, the column Others may be used and the status of reservation for minorities specified along with supporting documents


PRINCIPAL
Nehru Arts, Science & Commerce
Degree College, HUBBALLI-20.

2.2

2.2 Number of seats earmarked for reserved category as per GOI/ State Govt. ru

Upload supporting document**		
Year	Number of seats earmarked for reserved category as per GOI/ State Govt rule	Upload supporting document
Year	50%	Paste links of the uploaded documents


PRINCIPAL
Nehru Arts, Science & Commerce
Degree College, HUBBALLI-20.

2.1.2

Minority Certificate

ಕಾರ್ಯ: 27ನೇ ಅಧ್ಯಕ್ಷರ
 148 ಅಧ್ಯಕ್ಷರ
 ಸಂಖ್ಯೆ: _____
 ದಿನಾಂಕ: 16 MAY 2019



ಕರ್ನಾಟಕ ಸರ್ಕಾರ

Jd(a)

ಸಂಖ್ಯೆ: ಇಡಿ 27 ಯುಪಿಸಿ 2019

ಕರ್ನಾಟಕ ಸರ್ಕಾರದ ಸಚಿವಾಲಯ, 16/5
 ಬಸುಮಹನಿ ಕಟ್ಟಡ.
 ಬೆಂಗಳೂರು, ದಿನಾಂಕ: 16-05-2019

ಅಧಿಸೂಚನೆ

ನೆಹರು ಕಲಾ, ವಿಜ್ಞಾನ ಹಾಗೂ ವಾಣಿಜ್ಯ ಮಹಾವಿದ್ಯಾಲಯ, ಘಂಟಕೇರಿ, ಹುಬ್ಬಳ್ಳಿ. ಈ ಕಾಲೇಜನ್ನು ಮತೀಯ (ಮುಸ್ಲಿಂ) ಅಲ್ಪಸಂಖ್ಯಾತರ ಸಂಸ್ಥೆ ಎಂಬ ಸ್ಥಾನಮಾನವನ್ನು ಕರ್ನಾಟಕ ಶೈಕ್ಷಣಿಕ ಸಂಸ್ಥೆಗಳ (ಅಲ್ಪಸಂಖ್ಯಾತ ಶೈಕ್ಷಣಿಕ ಸಂಸ್ಥೆಗಳ ಮಾನ್ಯತೆ ಪಡೆದ ಮತ್ತು ನಿಬಂಧನೆಗಳು) (ಕಾಲೇಜು ಶಿಕ್ಷಣ) ನಿಯಮಗಳು 2014 ರ ನಿಯಮ 5ರನ್ವಯ ಹಾಗೂ, ಈ ಕೆಳಗಿನ ನಮೂನೆ 'ಡಿ' ರಲ್ಲಿ ಪ್ರಮಾಣೀಕರಿಸಿರುವಂತೆ 5 ವರ್ಷಗಳ ಅವಧಿಗೆ ನವೀಕರಿಸಿದೆ:

FORM-D
 (see rule 5 (12))
 FORMAT FOR ACCEPTANCE AND REJECTION OF APPLICATION BY COMPETENT AUTHORITY

Sl. No.	PARTICULAR	DETAILS	ACCEPTED (WITH REASONS)	REJECTED (WITH REASONS)
1	Name and address of the Managing Committee (In Block letters)	AMJUMAN-E-ISLAM, HUBLI SATION ROAD, HUBLI	Accepted	-
2	1. Name of the College: 2. Date of establishment: 3. Medium of Instruction:	Nehru Arts, Science & Commerce College, Ghantikeri, Hubli. 03/01/1966 English/Kannada	Accepted	-
3	1. No. Of institutions run by the management: 2. Enclose the list: 3. Submit the proposal for each school separately:	20 Enclosed An individual proposal for Nehru Arts, Science & Commerce College, Ghantikerei, Hubli, is received and examined accordingly.	Accepted	-
4	1. Whether the managing committee is registered? (enclose the Copy) 2. If yes, Registration No.	Yes KTW/MSC/01DHD/89.	Accepted	-

NEHRU ARTS, SCIENCE & COMMERCE COLLEGE,
 HUBLI-580020.
 Inward No. VC-13-20
 File No. 08
 Date. 01-06-2019
 Signature

Handwritten signature

Handwritten signature
 PRINCIPAL
 Nehru Arts, Science & Commerce
 Degree College, HUBBALLI-20.

	and Date: 3. Last date of renewal of registration: 4. Furnish the latest, renewal copy of registration:	90-Dt: 23/02/2016/JB-255(DWR/RN-07 1955 Dt:23/02/2016 (Enclosed)		
5	1. Whether the institution has registered in education department? If yes, Furnish the details. 2. Enclose the registration letter: 3. Last date of renewal of recognition: 4. Enclose the copy of the same:	Yes Enclosed	Accepted	
6	Type of Management 1. Religious: Muslims/Christians/Buddhist/Sikhs/Jains 2. Linguistic: (Mention the language)	Religious: Muslim	Accepted	
7	1. Are the members of the managing committee belong to religious minority group? If yes, Furnish the Names, Addresses and religious details/ 2. Is the members of managing the committee belongs to linguistic minority group? If Yes, Furnish the Names, addressed and language detail	Yes All the members of Managing Committee belongs to Muslim Community	Accepted	
8	Are the two third of the managing committee belongs to minority group? If yes, Furnish the details	Yes Furnished	Accepted	
9	If the members belongs to religious/linguistic minority, Enclose the certificate issued by the Tahasildar individually	Yes Certificates Enclosed	Accepted	
10	Types of School (Aided or Unaided)	Aided	Accepted	

[Handwritten signature]

Translated copy of Minority Certificate

Government of Karnataka

Minority Certificate

No-ED 27 UPC 2019

Department of Collegiate Education

Date 16-05-2019

Notification

Nehru Arts, Science and Commerce College, Ghantikeri, Hubballi, has been approved as the institution of Muslim Minority as per the Karnataka Educational Institutions Act 2014 for the period of five years from the date of notification.

Form D

(See rule 5 (12)

Order by the Governor of Karnataka

Under Secretary,

Department of Collegiate Education



PRINCIPAL

**Nehru Arts, Science & Commerce
Degree College, HUBBALLI-20.**